

PLAN DE MEJORAMIENTO Y PROFUNDIZACIÓN 2024

	ÁREA / ASIGNATURA	Humanidades - inglés			GRADO	Décimo
	DOCENTE	Jose Oliveros Betancourt			CURSOS	Todos
	SEDE	A	JORNADA	Mañana	PERIODO	1

1. PLAN DE MEJORAMIENTO	
PARA	ESTUDIANTES QUE REPROBARON LA ASIGNATURA
NOTA MÁXIMA	3.5

A. DESCRIPCIÓN DEL TRABAJO DE MEJORAMIENTO:

ACTIVIDADES	CRITERIOS PARA SU PRESENTACIÓN
<p>1. Observe los videos de los siguientes links y elabore una infografía (creativa) sobre cada uno de los tiempos gramaticales allí expuestos.</p> <p>Verb To Be: https://www.youtube.com/watch?v=xjJFghcQp7Y</p> <p>Simple tenses: https://www.youtube.com/watch?v=i8XwW41P4Xg</p> <p>Continuous tenses: https://www.youtube.com/watch?v=2iR346E2pjE</p> <p>2. Ingrese a los siguientes links para practicar cada uno de los tiempos trabajados y complete las actividades propuestas. Al finalizar, tome una captura de pantalla en la cual se aprecien sus respuestas e imprímala.</p> <p>Verb To Be: https://www.liveworksheets.com/es/node/6987865</p> <p>Simple Tenses: https://www.liveworksheets.com/w/en/english-second-language-esl/901922</p> <p>Continuous Tenses: https://www.liveworksheets.com/node/5367303</p> <p>3. Imprima las guías anexas al presente documento y complete las actividades allí sugeridas. Tenga en cuenta que las actividades deben ser completadas a mano.</p>	<p>1. Es importante completar las actividades en el orden en el que se sugiere para garantizar la comprensión de los temas revisados en clase.</p> <p>2. Tanto las infografías como las guías deben ser resueltas completamente a mano. No se aceptarán trabajos elaborados a computador.</p> <p>3. Para el desarrollo de las guías anexas al presente documento, es importante tener en cuenta que las actividades deben corresponder a cada uno de los contenidos que hacen parte de los desempeños socializados al inicio del periodo.</p> <p>4. El presente plan de mejoramiento debe entregarse debidamente organizado y legajado en una carpeta de presentación tamaño oficio y este, debe estar firmado por el acudiente para garantizar el acompañamiento en el desarrollo de la propuesta.</p> <p>5. Tenga en cuenta que el plan de mejoramiento deberá ser entregado completamente desarrollado de acuerdo con la organización que la institución disponga para este fin. Igualmente, es de aclarar que, para la presentación de la respectiva sustentación, es requisito entregar el plan de mejoramiento terminado. No habrá excepciones para este criterio.</p>

B. CRITERIOS PARA SU EVALUACIÓN:

COMPONENTE DEL PLAN	PORCENTAJE	FECHA DE ENTREGA
ACTIVIDADES	50%	SEGÚN HORARIO ESPECIAL
SUSTENTACIÓN	50%	
		100%

PLAN DE MEJORAMIENTO Y PROFUNDIZACIÓN 2024

2. PLAN DE PROFUNDIZACIÓN	
PARA	ESTUDIANTES QUE APROBARON LA ASIGNATURA
NOTA MÁXIMA	5.0

A. DESCRIPCIÓN DEL TRABAJO DE PROFUNDIZACIÓN:

ACTIVIDADES	CRITERIOS PARA SU PRESENTACIÓN
<p>1. Ingrese a los siguientes links y realice una lectura cuidadosa de la explicación de cada uno de los contenidos revisados en clase. Analice bien la información y con base en esta, realice una infografía que recoja los aspectos más importantes y necesarios de cada uno de los temas vistos:</p> <p>Verb To Be (Present, Past and Future): https://languageonschools.com/free-english-lessons/verb-tenses/verb-to-be-present-past-future/</p> <p>Simple grammar tenses: https://www.grammar-monster.com/glossary/simple_tenses.htm</p> <p>Continuous grammar tenses: https://ieltonlinetests.com/ielts-grammar/continuous-tenses-english-grammar</p> <p>2. Ingrese a cada uno de los links que se presentan a continuación y complete las actividades propuestas. Una vez haya terminado, tome una captura de pantalla (en la cual se reflejen sus respuestas) e imprímala:</p> <p>Verb To Be (present): https://www.liveworksheets.com/w/en/english-second-language-esl/1314633</p> <p>Verb To Be (past): https://www.liveworksheets.com/w/en/english-second-language-esl/44756</p> <p>Verb To Be (future): https://www.liveworksheets.com/es/w/en/english-language/1693475</p> <p>Present simple: https://www.liveworksheets.com/es/w/en/english-second-language-esl/54228</p> <p>Past simple: https://www.liveworksheets.com/es/w/en/english-second-language-esl/57733</p> <p>Future simple: https://www.liveworksheets.com/es/w/en/english-second-language-esl/210934</p> <p>Present continuous: https://www.liveworksheets.com/es/w/en/english-second-language-esl/178500</p> <p>Past continuous: https://www.liveworksheets.com/es/w/en/english-second-language-esl/45114</p> <p>Future continuous: https://www.liveworksheets.com/es/w/en/english-second-language-esl/1479907</p>	<ol style="list-style-type: none"> Es importante completar las actividades en el orden en el que se sugiere para garantizar la comprensión de los temas revisados en clase. Tanto las infografías como las guías deben ser resueltas completamente a mano. No se aceptarán trabajos elaborados a computador. El presente plan de profundización debe entregarse debidamente organizado y legajado en una carpeta de presentación tamaño oficio y este, debe estar firmado por el acudiente para garantizar el acompañamiento en el desarrollo de la propuesta. Tenga en cuenta que el plan de profundización deberá ser entregado completamente desarrollado de acuerdo con la organización que la institución disponga para este fin. Igualmente, es de aclarar que, para la presentación de la respectiva sustentación, es requisito entregar el plan de mejoramiento terminado. No habrá excepciones para este criterio.

B. CRITERIOS PARA SU EVALUACIÓN:

COMPONENTE DEL PLAN	PORCENTAJE	FECHA DE ENTREGA
ACTIVIDADES	50%	SEGÚN HORARIO ESPECIAL
SUSTENTACIÓN	50%	

PLAN DE MEJORAMIENTO Y PROFUNDIZACIÓN 2024

	ÁREA / ASIGNATURA	Humanidades - inglés			GRADO	Décimo
	DOCENTE	Jose Oliveros Betancourt			CURSOS	Todos
	SEDE	A	JORNADA	Mañana	PERIODO	1

Verb To Be: present, past and future simple.

1. Complete with the correct verb to be forms (is, are, am, was, were or will be).

- Matthew at home now.
- My cousin six last month.
- We in ten minutes.
- Kathie and I friends back in school.
- Look! It so cloudy outside.
- The windows dirty. You need to clean them.
- There a few posters in the classroom last year.
- I hungry. Could you make me a sandwich, please?
- She happy when she receives a present from me.
- He at the playground five minutes ago.
- Her name Rachel and she from the US.
- My brother and I both angry now.
- These shoes too small for you.
- William sixteen next week.
- We late this morning.



2. Turn sentences from 1 to 8 into negative form.



- _____
- _____
- _____
- _____
- _____
- _____
- _____
- _____

3. Turn sentences from 9 to 15 into negative form.

- _____
- _____
- _____
- _____
- _____
- _____
- _____



PLAN DE MEJORAMIENTO Y PROFUNDIZACIÓN 2024






Revision: Present Simple, Past Simple, Future Simple



1. Write positive sentences:

1. I/tidy/my room/every day. 
2. Amy/play/the computer/yesterday.
3. Bob/send/the telegram/tomorrow. 
4. Andrew/repair/his bike/two days ago. 
5. They/often/watch TV/in the morning. 
6. Tim/probably/receive/a letter/next week.
7. Kate/help/me/with my Maths/last week.
8. Lucy/have/two cheeseburgers/for lunch.
9. I/usually/call/my friends/in the afternoon.



2. Write negative sentences:

1. We/clean /the room/yesterday. 
2. Robots/do/all the housework/in the future.
3. My sister/usually/get up/at 8 o'clock.
4. Sue/often/do/the shopping/ on Fridays.
5. They/make/a snowman/two days ago
6. We/move/to a new house/soon. 
7. Nick/never/go/to school/by bus. 
8. Sally/send/two e-mails/yesterday.
9. Tom/be/twenty/next year. 

3. Write general questions:

1. My working day/usually/at nine/begin? 
2. They/live/ last year/in a small flat? 
3. Tim/a message/receive/yesterday? 
4. Sally/to the cinema/go/tomorrow?
5. My brother/every day/play/the guitar?
6. Sam/that film/last week/see?
7. Liz/to the exhibition/go/next week?
8. I/forget/always/my keys/on the table? 
9. Mary/at school/dance/tomorrow? 

4. Write questions to the underlined words:

1. She arrived at two o'clock yesterday.
2. I shall have chicken and some salad.
3. Laura helps me with my English every day.
4. Timmy studied typing yesterday.
5. Jane always draws nice pictures. 
6. They went to Italy last week. 
7. Bob will see this comedy next week. 
8. I often forget my things at home.
9. The porter will bring your luggage.

5. Fill in the correct form of the verbs:

I ... (like) winter. It ... (be) a very beautiful season. My friends often ... (play) snowballs and ... (make) snowmen. Last year we ... (go) to Sweden. It ... (be) fine there. There ... (be) much snow. We ... (ski), (skate), (play) hockey. The weather ... (be) warm. The nature ... (be) beautiful and I ... (make) a lot of photos. My new friends ... (teach) me Swedish. It ... (be) a difficult language for me. Next year we ... (go) to Italy on my holidays. I hope it ... (be) warm and sunny. I believe I ... (lie) in the sun and (swim) a lot. I ... (make) photos too because I like to make photos. 

PLAN DE MEJORAMIENTO Y PROFUNDIZACIÓN 2024

Past Continuous Tense

Form:

- (+) Subject + Past Simple of Verb to be (**was/were**) + main verb + *ing*
- (-) Subject + Past Simple of Verb to be (**was/were**) + **NOT** + main verb + *ing*
- (?) Subject + Past Simple of Verb to be (**was/were**) + Subject + main verb + *ing* ?

Examples:

- I **was** talking with her.
- You **were**n't watching TV.
- Was** he paying attention? (Yes, he was / No, he wasn't)
- She **was** using my computer.
- We **were** not going to work.
- Were** they studying? (Yes, they were / No, they weren't)

3. Look at the pictures and describe what they were doing. Use the follow verbs:

talk - write - sit - read - sleep - eat - play - learn



- a. Matt soccer.
- b. He on the chair.
- c. Junior a letter.
- d. They about directions.
- e. The students a new subject.
- f. The boy an address.
- g. Jeff barbecue.

1. Complete with the Past Continuous Tense:

- a. The kids (play) 5 minutes ago.
- b. The girls (not do) their French lesson.
- c. Brad (wear) his yellow shirt.
- d. We (read) the magazine three hours ago.
- e. Paula (make) dinner?
- f. I (not study) Portuguese.
- g. That woman (eat) a hamburger.
- h. They (not travel) around the world last year.
- i. I (wear) my new dress at the party last weekend.
- j. your sister (sleep) on the armchair?
- k. Mark and Peter (have) lunch.
- m. Those children (look) for me.
- n. Katty (sing) on the shower?
- o. The old lady (not swim) in the river.
- p. Father (sleep) in the sofa.
- q. the boys (watch) TV?

2. Complete using the verbs below into Past Continuous Tense:

drink - play - chase - tell - wait - rain - watch - prepare - send - do

- a. I my homework yesterday.
- b. The dog the cat.
- c. Anna a cup of milk.
- d. My friends for me in front of the cinema.
- e. Mark soccer.
- f. It outside last night.
- g. The secretary an e-mail.
- h. Grandma us a nice story.
- i. My mother the dinner.
- j. They their favorite TV talk show.

4. Make questions and give the answers. Use the Past Continuous Tense.

- a. (the music / play) No, it
- b. (the people / dance) Yes, they
- c. (the baby / sleep) No, he
- d. (the party / start) Yes, it
- e. (my wife / say goodbye) Yes, she
- f. (the children / watch TV) No, they

PLAN DE MEJORAMIENTO Y PROFUNDIZACIÓN 2024

Present Continuous



Write the Continuous form of the verbs.
 (-ing)

1. Laugh:
2. Hop:
3. Ride:
4. Climb:
5. Play:
5. Jump:
7. Run:
3. Swim:
9. Drive:
10. Walk:
11. Sing:
12. Eat:
13. Put :
14. Read:
15. Write:



Write "am", "is" or "are"

1. The girls _____ singing now.
2. The baby _____ crying.
3. Mary and Jane _____ wearing skirts today.
4. My friends _____ eating a sandwich.
5. I _____ having a bath.
6. Tom and John _____ playing football.
7. The teacher _____ teaching JAB class.
8. The pupils _____ studying grammar.
9. I _____ listening to music.
10. My friends and I _____ playing computer games.



Fill in the blanks using the Present Continuous
 (am/is/are + ing) tense.

1. My friends _____ (do) their homework at the moment.
2. My brother _____ (have) a bath now.
3. My parents _____ (sleep).
4. John and Mary _____ (watch) T.V in the living room.
5. Tom _____ (hide) under his bed.
6. A bird _____ (fly) in our garden.
7. My brother and I _____ (eat) ice-cream.
8. My mum and her friends _____ (drink) coffee.
9. John _____ (run) in the street.
10. He _____ (call) his friend.



Turn the following sentences into questions.

1. The children are listening to their teacher.

2. A man is selling ice-cream in the park.

3. The birthday boy is opening his presents.

4. Mum is packing our clothes.


5. The girls are dancing.

6. The pupils are talking.



Look at the pictures and answer the following questions.

1. Is Jane sitting on a bench? _____
2. Are Sue and Tim playing? _____
3. Is John smelling the flowers? _____
4. Is Paul eating a sandwich? _____
5. Is dad walking? _____
6. Is Mary running? _____
7. Are Jane and Mary fighting? _____



PLAN DE MEJORAMIENTO Y PROFUNDIZACIÓN 2024

FUTURE CONTINUOUS

Future Continuous Practice

The future continuous tense is used to talk about actions in progress at a certain time in the future. Look at the two examples of future continuous sentences below and answer the questions.

This time tomorrow, we **will be eating** dinner with friends.

I **won't be studying** on Saturday.

1. Which verb always follows *will* or *won't* in the future continuous?
2. What form does the main verb have in the future continuous?

B. Complete the paragraph using the words below.

feeling cooking be (x2) won't (x2) will (x2)

Every year, my family and I go on holiday to Spain. This year, however, we (1) be staying in a hotel like we usually do. Instead, we (2) be camping, and sleeping in tents near the sea. It won't be as comfortable as staying in a



hotel, but there is a beach nearby, so I will (3) spending my days swimming in the sea, sunbathing, and learning to surf. In order to save money, we won't (4) going to restaurants. Instead, we will be (5) all our meals over a fire and washing our dishes at the campsite. My parents want to stay in Spain all summer, so we (6)..... be returning until the end of August. After two months of camping, I (7) be looking forward to sleeping in a bed even though I will be (8) sad that the summer is over, and that it is time to go back to school.

C. Complete each sentence with the verb in brackets in the future continuous tense using the positive or negative form as appropriate.

1. It's my birthday soon. I (have) a big party.
2. We (go) to school tomorrow because it's a holiday.
3. I (cook) dinner tonight because the oven is broken.
4. Where (you / stay) when you go to London?
5. I (sing) in the concert because I have a sore throat.
6. The kids (get) hungry soon. It's nearly their dinner time.
7. I don't like walking alone at night. I (take) a taxi home.
8. I have vegans coming for dinner tonight, so I (serve) any meat.



PLAN DE MEJORAMIENTO Y PROFUNDIZACIÓN 2024

D. Complete the sentences below with the verbs in the box in the future continuous.

take	get	wear	come	eat	not / have	sit
arrive	climb	bake	sleep	close	use	not / buy

1. It's Halloween tomorrow, so the children costumes to school.
2. Sally to the cinema with us tonight if she can find a babysitter.
3. The guests soon. You'd better get ready.
4. It's a lovely evening, so we dinner in the garden.
5. The bar soon. Hurry up and finish your drink.
6. Please don't call before 7 a.m. I
7. He proposed to her last night. They married next March.
8. It's Kai's birthday next week. I him a chocolate cake.
9. We are going to a Japanese restaurant for dinner, so we chopsticks.
10. They in the front row at the theatre tonight.
11. I have no money. I anyone any Christmas presents this year.
12. Sam lots of photos when he buys his new camera.
13. When we visit Africa in the spring, we Mt Kilimanjaro.
14. We a picnic tomorrow because the weather forecast is awful.